

KINDERGARTEN WORKSHEET #1



BORIS IN THE BOREAL ADVENTURE STOPS 1 & 2

1. **Circle the images.** Which of these items did Indigenous people use in the past?



Fish Scales



Birch Bark Canoe



Car



Teepee



Computer

2. **Draw.** What did pioneers and Indigenous people use from the forest?
(Could include trees, fish, berries, and wildlife that were hunted)

3. **Colour and draw.** Teepees are homes used by Indigenous people.
Colour the teepee and draw things you would put in the teepee.



4. **Circle the images.** Which homes do you see in your community?



House



Log Cabin



Highrise apartment



Teepee

5. **Draw.** Which home you think would be the warmest to live in during winter.
(Draw either a teepee or a log cabin. Discuss how they kept them warm in the past).

KINDERGARTEN WORKSHEET #2




BORIS IN THE BOREAL ADVENTURE STOPS 4 & 5

1. **Draw** a tree that loses its leaves in the winter and a tree that keeps its needles all year.

Tree with leaves

Tree with needles

2. It's tree measuring time! **Circle the biggest tree.**



3. **Draw** 3 kinds of insects and 2 kinds of animals that live in the forest.

Draw 3 kinds of insects

Draw 2 kinds of animals

4. **Circle the images.** People can move on water and some animals can too.
Circle the ones that **ARE NOT** moving on water.




Bear



People on Jet Ski



Fishing from dock



Geese

5. **Circle the image.** Which of these are bear tracks?



KINDERGARTEN WORKSHEET #3



BORIS IN THE BOREAL ADVENTURE STOPS 6 & 7

1. **Circle the images.** Trees are a natural resource. What are they used to make?
Circle photos that are made from trees.



Log Cabin



Car



Computer



Paper



House

2. Tree planters help forests grow big again.
Number the photos from 1 to 4 to show how a tree grows.



3. **Circle the images.** Circle the people who have jobs in the forest.



4. **Draw.** If you could build your house out of wood, what would it look like?

5. **Circle the images.** Some things help the forest stay healthy.
Circle the photos that helps the environment.



Person Planting a Tree



Someone Who Littered



Person Picking Up Trash

KINDERGARTEN WORKSHEET #4



BORIS IN THE BOREAL ADVENTURE STOPS 8 & 9

1. **Circle the images.** Many people work together to keep forests and people safe during a wildfire. Circle the people who help.

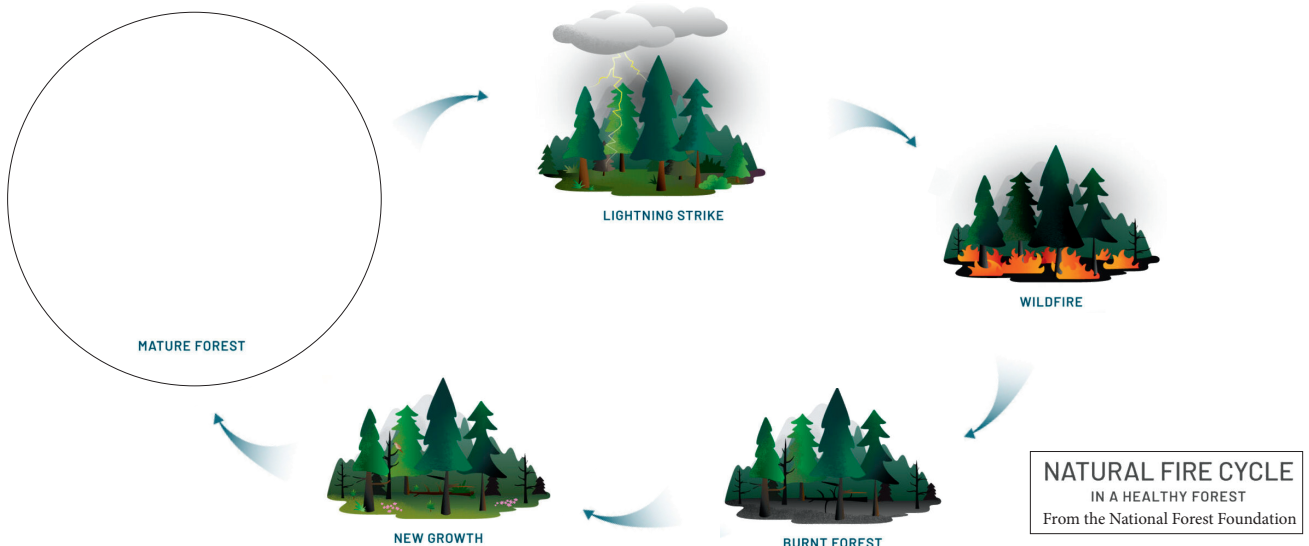


2. Firefighters use special gear to stay safe. **Colour the gear that firefighters use.**



3. **Draw.** How do helicopters help during a wildfire? Draw what they carry.


4. **Draw.** Finish the life cycle by drawing the missing picture.





Colour ME!

*When you're done, take a
picture. Then, send it to
info@fcc2024.com,
so we can show
it off online.*



© 2024 Forest Capital of Canada
Mackenzie Region &
Long Sleeve Productions
All Rights Reserved